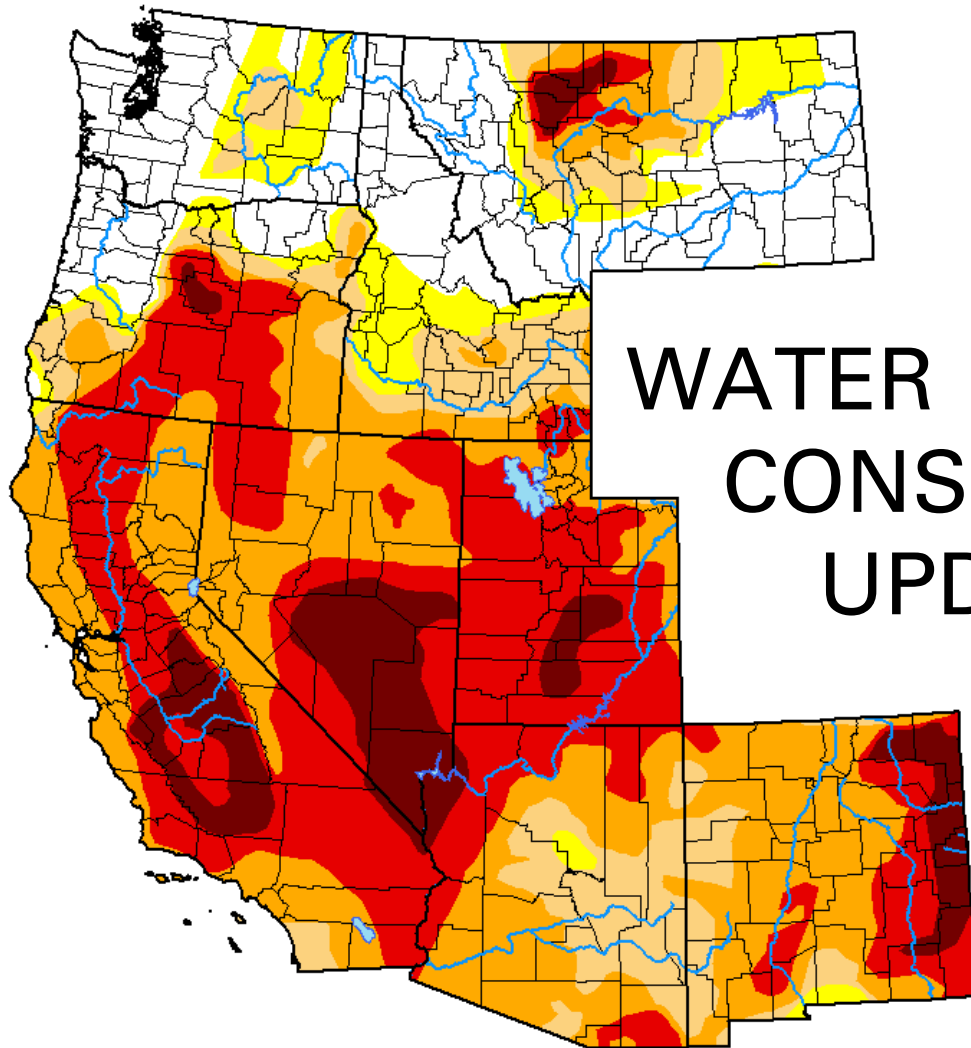




Town of Yountville
"The Heart of the Napa Valley"



WATER CONSERVATION UPDATE

Town
Council


July 19,
2022

10.B

Admin
Item

The U.S. Drought Monitor is jointly produced by the National Drought Mitigation Center at the University of Nebraska-Lincoln, the United States Department of Agriculture, and the National Oceanic and Atmospheric Administration. Map courtesy of NDMC.

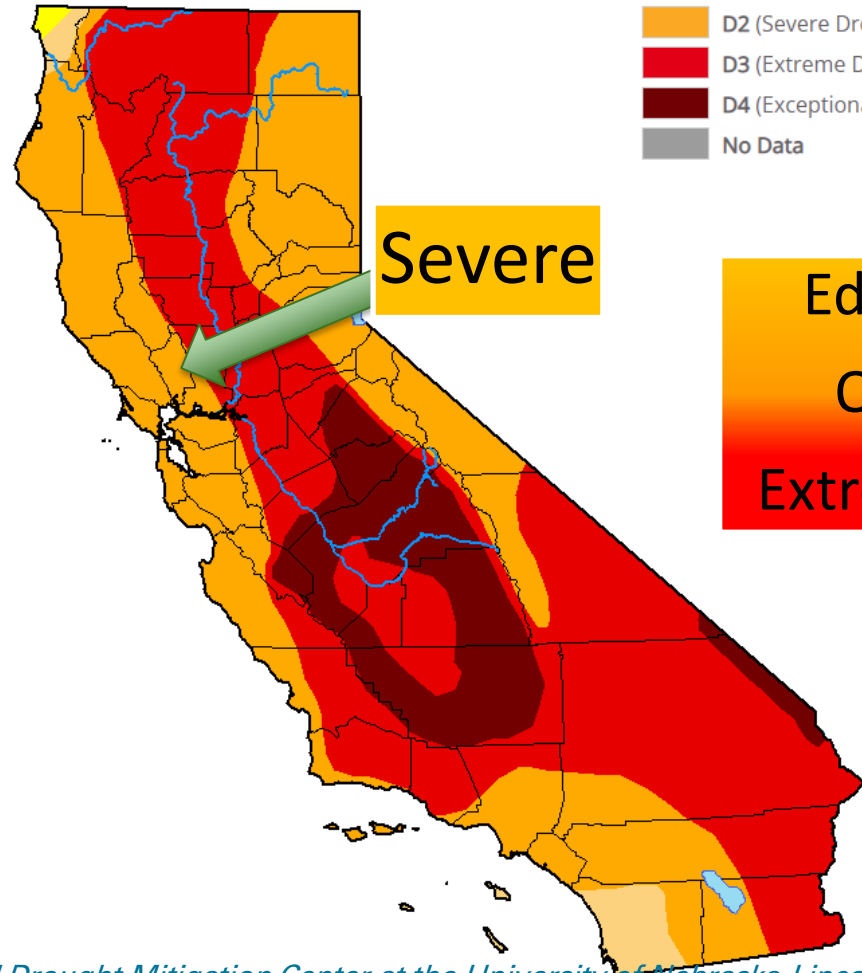
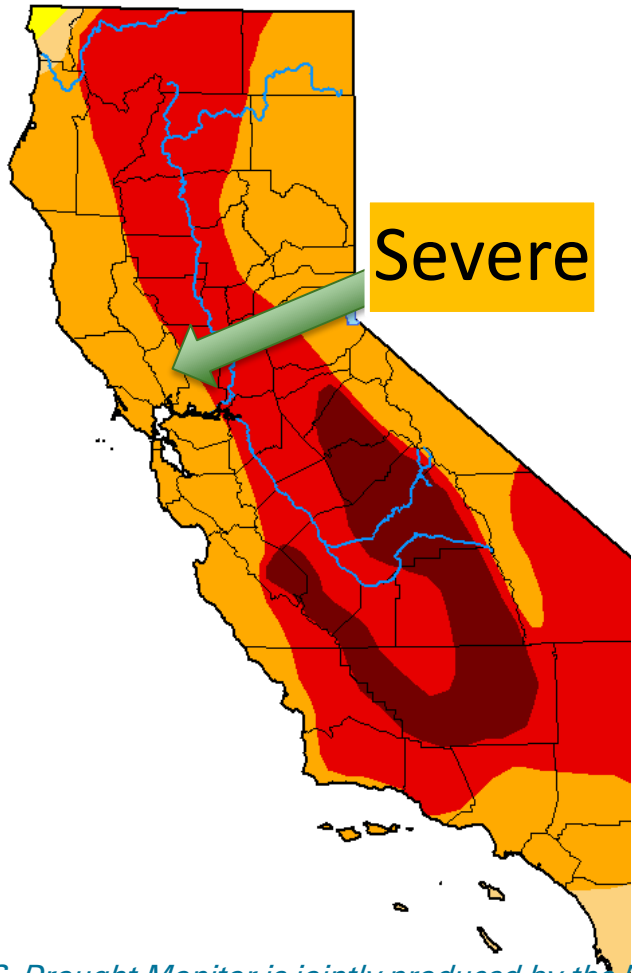
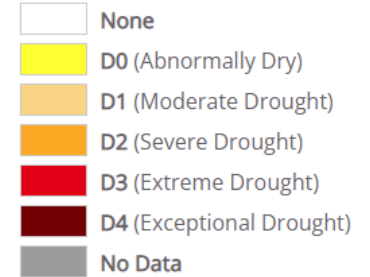
DROUGHT MONITOR



June 21st

July 19th

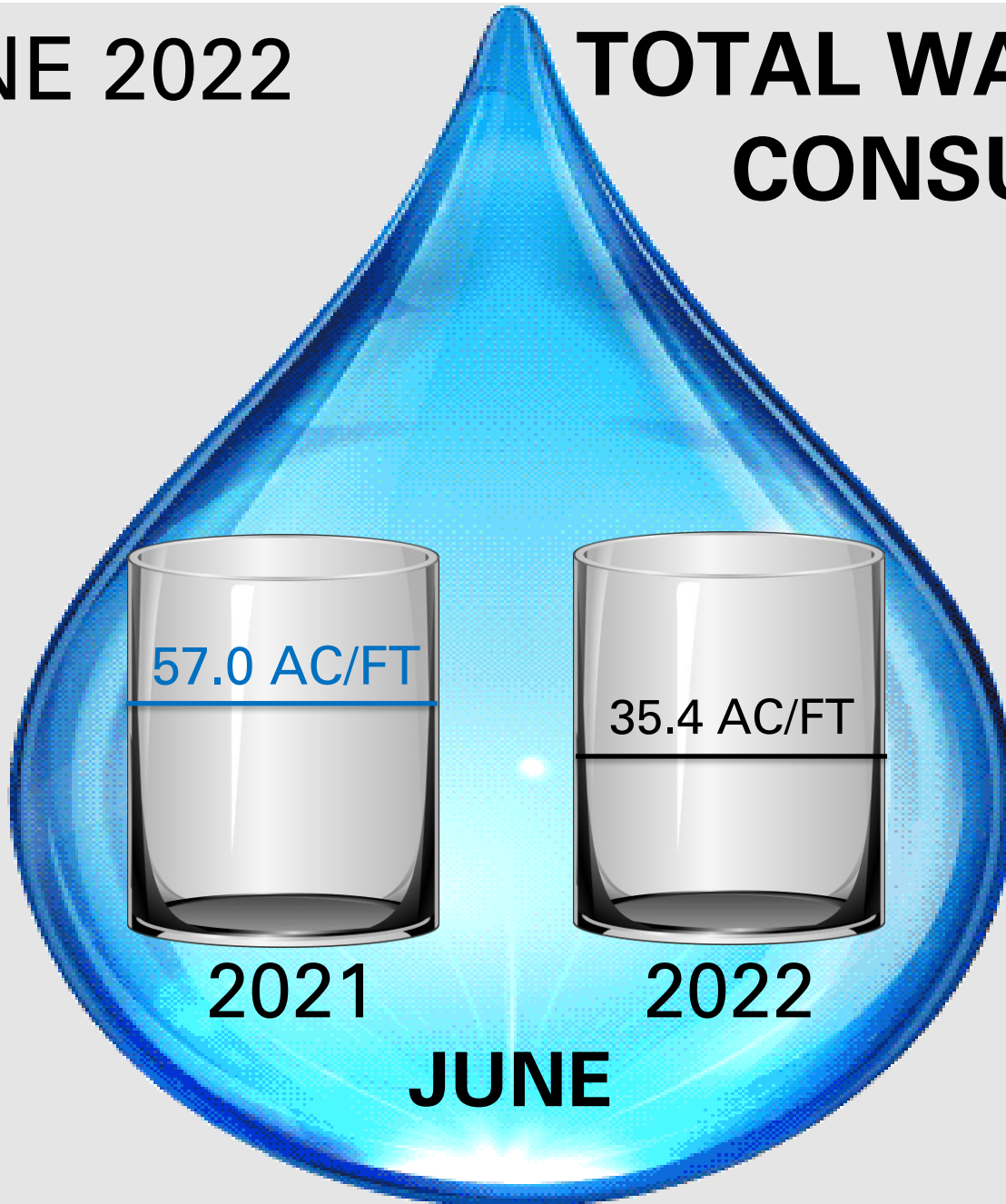

Intensity




The U.S. Drought Monitor is jointly produced by the National Drought Mitigation Center at the University of Nebraska-Lincoln, the United States Department of Agriculture, and the National Oceanic and Atmospheric Administration. Map courtesy of NDMC.

JUNE 2022

TOTAL WATER* CONSUMED



37.93%
Reduction



*TOTAL WATER = RECTOR WATER PLUS WELL WATER

ANNUAL RECTOR WATER USE


		Rector Water USE		Ac-Ft		
		Seasonal Avg Target	Monthly	Year to Date	Target	Status
FY 21-22	June	39.15	35.38	361.91	400.00	OK
	May	39.33	30.97	326.53	360.85	Good
	April	28.15	19.06	295.56	321.52	Good
	March	25.01	22.38	276.50	293.37	Good
	February	22.15	20.72	254.12	268.36	Good
	January	21.43	20.08	233.40	246.21	Good
	December	22.20	15.34	213.32	224.78	Good
	November	29.12	17.83	197.98	202.58	Good
	October	37.21	37.26	180.15	173.46	Bad
	September	43.95	45.10	142.89	136.25	Bad
	August	46.67	50.88	97.79	92.30	Bad
	July	45.63	46.91	46.91	45.63	Bad

Rector Water Use: 361.91 Ac-Ft

Other Water Use: 61.89 Ac-Ft


Total Water Use: 423.80 Ac-Ft

ANNUAL WATER CONSUMPTION ALL WATER SOURCES FY 21-22 –VS- FY 20-21



FISCAL YEAR ANNUAL WATER USE in ACRE-FEET					
YEAR	SOURCE	VOLUME	YEAR	SOURCE	VOLUME
FY 21-22	RECTOR WATER TREATMENT PLANT	361.91	FY 20-21	RECTOR WATER TREATMENT PLANT	557.73
	CITY OF NAPA WATER CONNECTION	5.86		CITY OF NAPA WATER CONNECTION	6.46
	TOWN MUNICIPAL WELL No. 1	56.03		TOWN MUNICIPAL WELL No. 1	0
	TOTAL	424		TOTAL	564

SAFE YIELD



GAVIN NEWSOM, Governor



Safe Yield means the maximum dependable quantity of water per unit of time which may flow continuously from a source of supply during a critical dry period.

- Yountville's maximum dependable quantity of water = 400 ac-ft
- Yountville's unit of time is one fiscal year July 1st to June 30th.
- Yountville is experiencing a critical dry year

Yountville's Safe Yield is the 400 acre-feet per fiscal year during periods of drought.

STATE OF CALIFORNIA

DEPARTMENT OF VETERANS AFFAIRS

Veterans Home of California, Yountville
190 California Drive
Yountville, CA 94559
Telephone: (707) 944-4500

Memorandum

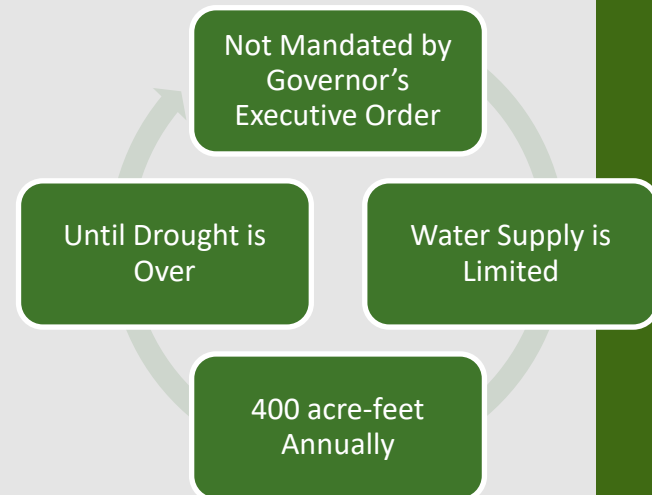
To: Steve Rogers
Town Manager, Town of Yountville

From: Majel Arnold
Director of Operations, Veterans Home of California - Yountville

Date: March 29, 2022

Subject: FY 2022-23 Water Allocation

Per Section 13 of agreement 04YS0025, ratified by Town Resolution 2321-05, we are notifying you that your maximum water allocation for the period of July 1, 2022- June 30, 2023 will be 400 Acre Feet. This represents a 20% reduction from your usual allocation of 500 Acre Feet.



HISTORIC USE & CONSERVATION GOALS

CONSERVATION METRICS in ACRE-FEET		
Recent Annual Use		% to get to 400 ac-ft
FY 19-20	576	31%
FY 20-21	564	29%
FY 21-22	424	6%
FY 22-23	400	?%


Original 20% State Mandate & Reducing Contract 500 ac-ft down to 400 ac-ft

- Reality is Historic Starting Point > 500 ac-ft

Goal to get to 400 ac-ft > 20%


- Based on FY 20-21 Goal 29%
- Actual Conservation was 25%

WATER CONSERVATION BY ACCOUNT TYPE



Water Reduction by Account Type		
Service Point Class Codes	FY 21-22 < FY 20-21	% Difference
	Church/School	-22.5%
	Condos/Townhouse	-17.4%
	Hotels/Inns	-18.6%
	Mobile Home Park	-42.6%
	Mutiple Commercial	0.0%
	Multi-Residential	-5.3%
	Other Commercial	-25.1%
	Residential	-31.7%
	Residential Out of Town	-84.1%
	Restaurant/Bar	8.6%
	Town Use	-43.0%

PHASE II WATER REGULATIONS



Adopted as Ordinance in 1998

- Response to water shortage emergency and building moratorium
- Standard Code Language, based on BMP's published by the California Urban Water Council

CalVET Letter March 2021, 400 ac-ft

- Town Council implemented Phase II, May 2021
- Revised 3-day to 2-day a week irrigation restriction for all customers
- 450 gallon/day maximum in effect

CalVET Letter March 2022, 400 ac-ft again

- Town Council renewed Phase II, May 2022
- Extended 2-day week irrigation restriction
- 450 gallon/day maximum remains in effect

State Executive Orders / Resolutions

- Issued January 2022 consistent with Phase II Water Rules
- Issued May 2022 more restrictive but only applies to "Urban Water Suppliers" which Yountville is not

DAILY MAX –VS- WEEKLY AVERAGE

Two regulations have drawn the most attention

- 2-day irrigation limitation
- 450 gallon per day maximum for a single-family residence.

Some customers frustrated


- 2-days too complex
- 450 day maximum too restrictive

Town seeking to respond to those concerns

- No daily maximum
- Weekly average
- Allow SFR irrigation any day of the week,

Manage own water on weekly basis

DAILY MAX –VS- WEEKLY AVERAGE



Challenge with 450/day plus 2-days a week

- Drop the Two-Day a week Restriction for Irrigation
- 450 gallons per day too much
- 450 gpd = 3,150 gallons per week
- 306 ac-ft/yr or 76.5% of Safe Yield

Alternate Weekly Average

- Account for Indoor Use; +/- 200 gpd for Family of 4
- Allowance for Irrigation; +/- 1,350 gallons per week
- Total Weekly Average 2,350 gallons per week

Single Family Residential

- Maximum = 228 ac-ft/yr or 57% of Safe Yield

All Other Customers

- Maximum = 172 ac-ft/yr or 43% of Safe Yield

Education & Enforcement for exceeding weekly volume

REVISED LANGUAGE

In no event shall residential users exceed the following gallons per week per meter:

- Residential meter serving one unit: 2,350 gallons per week;
- Residential meter serving two units: 3,655 gallons per week;
- Master meter serving more than two units, no separate irrigation meter: 1,305 gallons per week per occupied unit plus an irrigation allotment totaling 40 gallons per day for each 1,000 square feet of landscaping.
- Master meter serving more than two units, with separate irrigation meter: 1,305 gallons per week per occupied unit
- Or as directed by majority of the Town Council at the July 19th Town Council Meeting.

Regardless of water source for all water users EXCEPT RESIDENTIAL AND MULTI-RESIDENTIAL USERS

- even numbered addresses shall irrigate only on Monday and Thursday,
- odd numbered addresses shall irrigate only on Tuesday and Friday.
- There shall be no irrigation on Saturday, Sunday, and Wednesday.
- Or as directed by majority of the Town Council at the July 19th Town Council Meeting.

REMINDER & QUESTIONS



Sign Up for Eye On Water

THE APP THAT ALLOWS YOU TO TRACK YOUR WATER USAGE

Have you ever wanted to manage your own water usage, and see how much water you are using? The Town of Yountville is excited to offer the "Eye on Water" app. Signing up is easy. Please follow the instructions below:

Beacon "Eye On Water" Sign Up Instructions

Visit the webpage below and follow the steps to create your personal account.

<https://eyeonwater.com/signup>

EOW Users

302 Accounts Enrolled

840 Accounts

+/- 36%

John Ferons
Public Works Director
707.944.8851
jferons@yville.com

