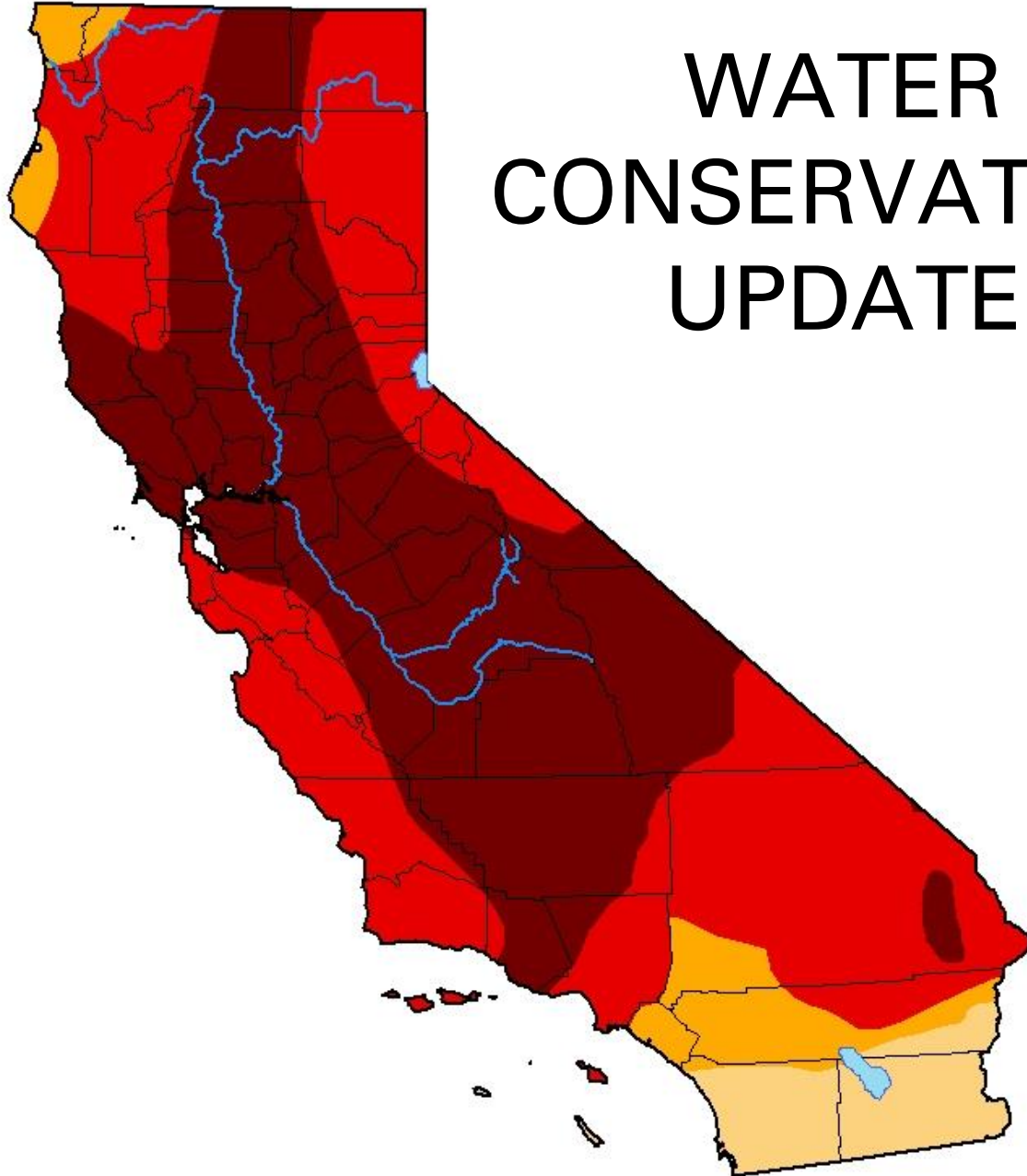




Town of Yountville
"The Heart of the Napa Valley"

WATER CONSERVATION UPDATE



Town
Council

October 5,
2021

Staff
Information
Report

EXCEPTIONAL DROUGHT



U.S. Drought Monitor California

September 28, 2021
(Released Thursday, Sep. 30, 2021)
Valid 8 a.m. EDT



Drought Conditions (Percent Area)

| | None | D0-D4 | D1-D4 | D2-D4 | D3-D4 | D4 |
|--|-------|--------|--------|-------|-------|-------|
| Current | 0.00 | 100.00 | 100.00 | 93.93 | 87.88 | 45.66 |
| Last Week <i>09-21-2021</i> | 0.00 | 100.00 | 100.00 | 93.93 | 87.88 | 45.66 |
| 3 Months Ago <i>06-29-2021</i> | 0.00 | 100.00 | 100.00 | 94.73 | 85.44 | 33.32 |
| Start of Calendar Year <i>12-29-2020</i> | 0.00 | 100.00 | 95.17 | 74.34 | 33.75 | 1.19 |
| Start of Water Year <i>09-29-2020</i> | 15.35 | 84.65 | 67.65 | 35.62 | 12.74 | 0.00 |
| One Year Ago <i>09-29-2020</i> | 15.35 | 84.65 | 67.65 | 35.62 | 12.74 | 0.00 |

Intensity:

- None
- D0 Abnormally Dry
- D1 Moderate Drought
- D2 Severe Drought
- D3 Extreme Drought
- D4 Exceptional Drought

The Drought Monitor focuses on broad-scale conditions. Local conditions may vary. For more information on the Drought Monitor, go to <https://droughtmonitor.unl.edu/About.aspx>

Drought Numbers in Napa County

136,484

people in Napa County are affected by drought

No change since last week
No change since last month

100%

of people in Napa County are affected by drought

No change since last week
No change since last month

44th

wettest August was in 2021, over the past 127 years

↓ 0.06
inches from normal

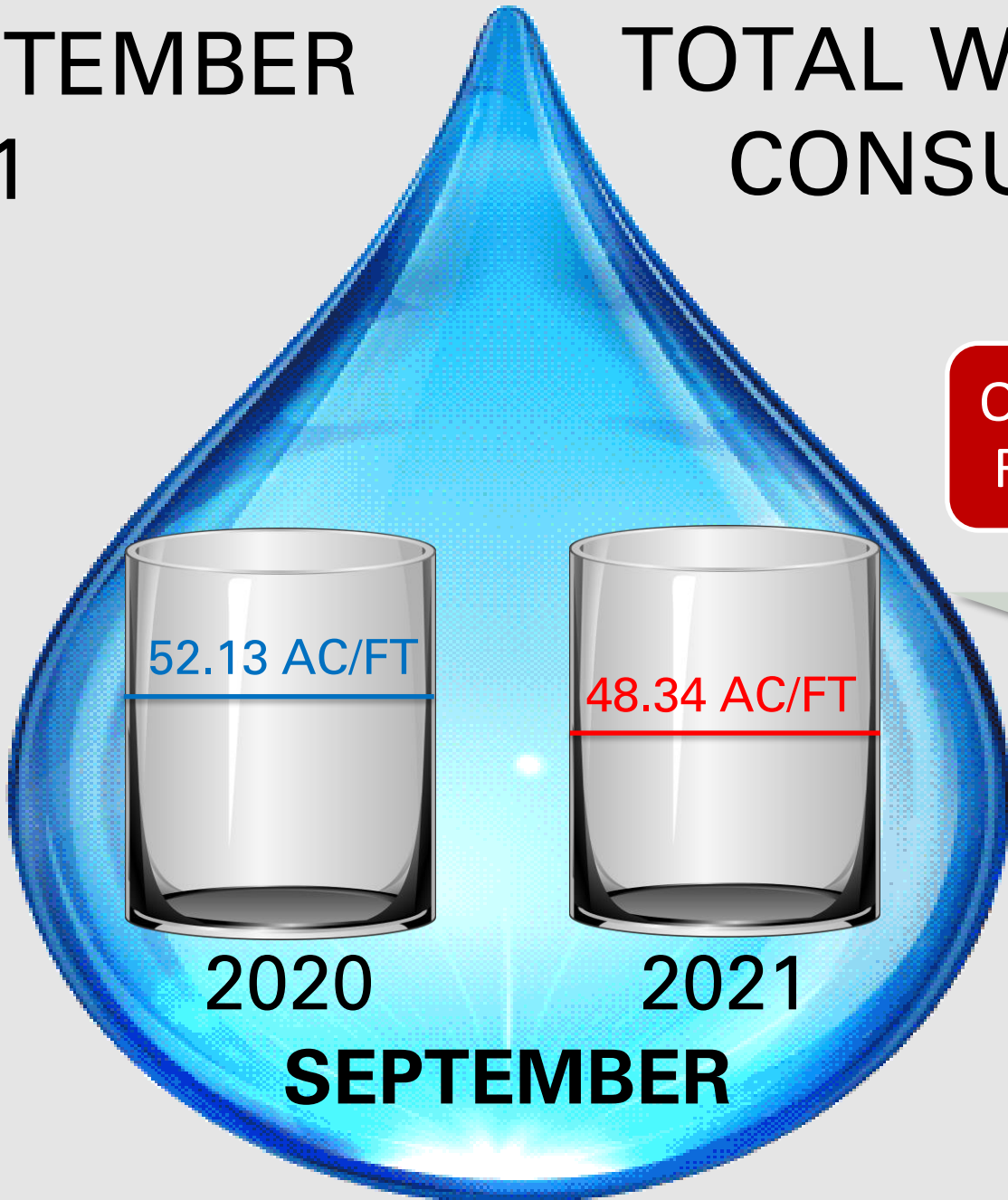

8th

driest year to date in 127 years occurred in 2021

↓ 11.54
inches from normal

SEPTEMBER
2021

TOTAL WATER
CONSUMED



52.13 AC/FT

2020

48.34 AC/FT


2021

SEPTEMBER

Only 7.27%
Reduction



RECTOR WATER USE



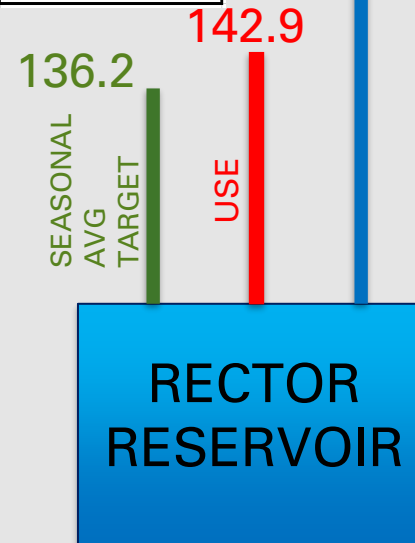
| | | Rector Water USE | | Ac-Ft | | |
|----------|---------------------|------------------|--------------|--------|--------|-----|
| | Seasonal Avg Target | Monthly | Year to Date | Target | Status | |
| FY 21-22 | June | 39.15 | | | 400.00 | |
| | May | 39.33 | | | 360.85 | |
| | April | 28.15 | | | 321.52 | |
| | March | 25.01 | | | 293.37 | |
| | February | 22.15 | | | 268.36 | |
| | January | 21.43 | | | 246.21 | |
| | December | 22.20 | | | 224.78 | |
| | November | 29.12 | | | 202.58 | |
| | October | 37.21 | | | 173.46 | |
| | September | 43.95 | 45.10 | 142.89 | 136.25 | Bad |
| | August | 46.67 | 50.88 | 97.79 | 92.30 | Bad |
| | July | 45.63 | 46.91 | 46.91 | 45.63 | Bad |

400
SUPPLY



Actual Use: 35.7% of 400 Ac-Ft

Time: 25% of Time



ALTERNATIVE PERSPECTIVE

| Rector Water Supply over Time | | |
|-------------------------------|----------|-----------|
| FY | Total | September |
| 10/11 | 509.84 | 42.11 |
| 11/12 | 563.99 | 58.90 |
| 12/13 | 571.61 | 62.47 |
| 13/14 | 612.93 | 65.71 |
| 14/15 | 537.58 | 60.49 |
| 15/16 | 473.97 | 50.60 |
| 16/17 | (427.40) | 49.33 |
| 17/18 | 479.15 | 55.03 |
| 18/19 | (357.54) | 50.72 |
| 19/20 | 544.38 | 72.95 |
| 20/21 | 549.93 | 51.64 |
| 21/22 | 400.00 | 45.10 |



16/17 & 18/19 Relied on Napa Water while Rector Off

20/21 Pandemic Year in Range of Prior Years

15/16 & 17/18 Best Years but In Excess of 400 Ac-Ft

PHASE II WATER SHORTAGE EMERGENCY

RULES

Residential Meter
Serving One Unit=
450 gpd

Residential Meter
Serving Two Units=
750 gpd

Dedicated Irrigation
Meter= 40
gpd/1000 sq ft

Odd Number
Address= Tuesday
& Friday

Even Number
Address= Monday
& Thursday

No Irrigation Days
Saturday, Sunday &
Wednesday

Only Irrigate
Parking/Median
Strips with Drip
Systems

Hotels/Motels
display notice to
reuse towels and
linens

ACTIONS

Check your
Irrigation Controller

Talk to your
Landscape Service

Watering on the
Correct Day but
Applying Too Much
Water

Incentives: Cash for
Grass & Flip your
Strip

AGGRESSIVE EFFORT

CURRENT CONSERVATION AND LEVEL OF AWARENESS
INADEQUATE = GREATER ACTION REQUIRED

ACTIONS

Revisions to
Chapter 13; Water
System in the
Municipal Code

Outreach w/
Deadlines to
Parking/Median
Strip Properties

Aggressive Pursuit
of Serial
Commercial Leaks

Continued
Monitoring both
On-site and in
Beacon



CONSEQUENCES

Notices of
Violation

Notices to Cure

Fines where
Applicable

Phase III Water
Shortage
Emergency

No Water in
Spring to
Summer

TRACK YOUR USE



Sign Up for Eye On Water

THE APP THAT ALLOWS YOU TO TRACK YOUR WATER USAGE

Have you ever wanted to manage your own water usage, and see how much water you are using? The Town of Yountville is excited to offer the "Eye on Water" app. Signing up is easy. Please follow the instructions below:

Beacon "Eye On Water" Sign Up Instructions

Visit the webpage below and follow the steps to create your personal account.

<https://eyeonwater.com/signup>

QUESTIONS



John Ferons
Public Works Director
707.944.8851
jferons@yville.com

